

FICA Alternative Plan Login Instructions

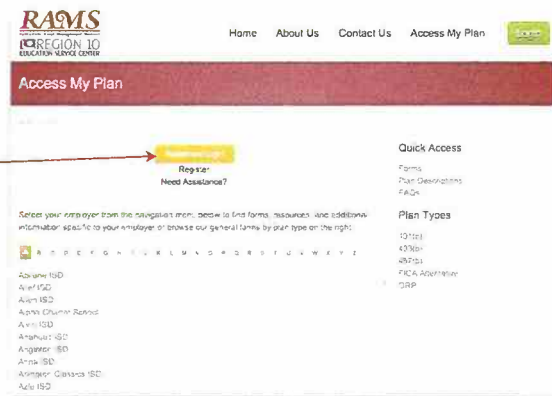
These instructions are for users to access their online account for FICA Plans.

1. Go to www.region10rams.org to view your account information. Click the green Login button.

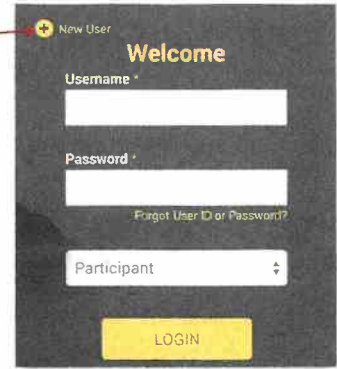


2. Select **Retirement Login** to access the login portal.

** or click the yellow "Login" box **



- 3. Enter your Username and Password.
First Time Users:
USERNAME will be your social security number (#####)
PASSWORD will be your birthdate (mmddyyyy)



New User
Welcome
Username *

Password *

[Forgot User ID or Password?](#)
Participant

- 4. If needed, please edit personal information.



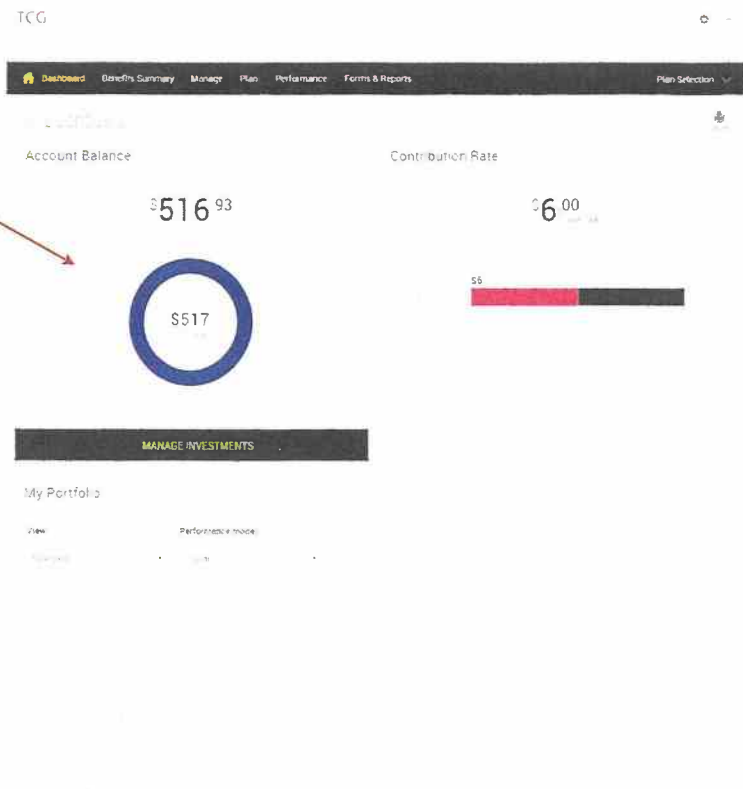
Benefits Summary Plan Selection
-
-
-
-
-
-

- 5. If more than one account is assigned to the user, select the plan your wish to view.



TCG
Benefits Summary
Plan Selection
Welcome Adina Lail to your online retirement account. Please select a plan to view.
A. PROVIDER 457 FICA ALTERNATIVE PLAN
B. PROVIDER 401K PLAN
C. 401K ROTH PLAN
D. 401K ROTH PLAN

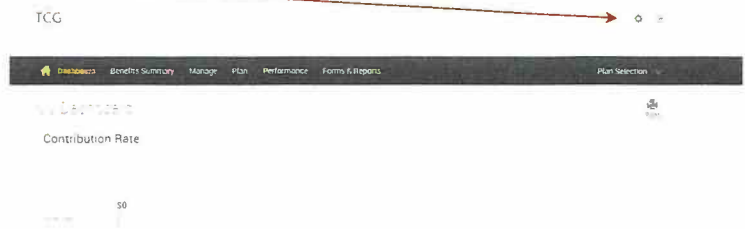
6. From the dashboard screen, you can view the performance of your funds, your most recent account balance, and your contribution rate.



7. Under Forms and Reports, you will be able to view your most recent statement. Make sure you click on Report Group for statement selections.



8. To add your beneficiaries, select the gear wheel and choose the Beneficiaries option.



9. Add your Beneficiary information and select SAVE.

