



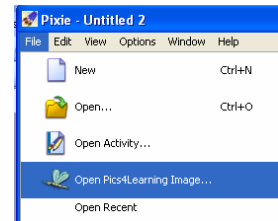




Three Branches of Government *3rd Grade*

1. Launch  Internet Explorer
2. Navigate to the following website: <http://bensguide.gpo.gov/3-5/government/branches.html>
3. Take notes on the major functions of the three branches of government.

4. Launch Pixie  Pixie
5. Open the three_branches_template.

6. From the File menu; select Open Pics4Learning Image. Type in a keywords to locate pictures for each of the three branches of government and place them in the correct categories.



7. To move the image from one pixie canvas/screen to the template; click on  and  into the template.

Copy

Paste

8. Double-click on the text boxes in the template to add headings and information about each of the three branches of government.

9.  Print and  Save