




Pixie

Opposites *1st -2nd*

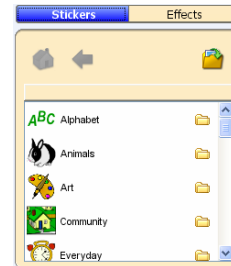
1. Launch Pixie




Pixie

2. Select  and type “Opposites... By: Your Name.” **Resize** and move the textbox as necessary.

3. Search for opposites in the stickers folders.



4. Select a sticker from the category and click on the canvas. Double-click or drag and drop the picture onto the canvas. Resize and move sticker as necessary.

5. Click on the  textbox tool and type the word to describe the picture. Repeat for the second word. For example, BIG and LITTLE

6. Save  Save and print  Print your picture.