

IF I WERE PRESIDENT

1st – 3rd





Pixie

1. Launch Pixie: 

2. Select  and type **IF I WERE PRESIDENT**


3. Press Enter 2 times and type your **NAME**. Resize and move the textbox as necessary.

4. Highlight the text and use the  to change the color of your text.


5. Center the text. Alignment: 

6. Click away from the textbox.

7. Click back on the textbox and drag it up to the top of the screen.

8. Select  and click to the left of your page and type: **If I were President I would ...**
(complete at least 3 sentences telling what you would do if you were President.)

9. Use the Paint on the Picture tools , the , the  and Stickers to draw a picture to go with your sentences.

10. Print  your picture.

