

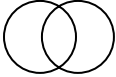







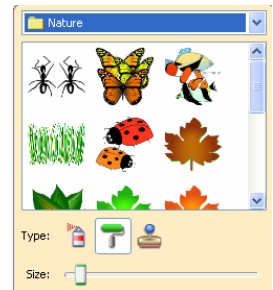


Pixie

COMPARING STORY ELEMENTS

3rd Grade

1. Launch  Pixie
2. Click on the  and select the circle with the fill off.
3. Draw two overlapping circles (a venn diagram) to fill the canvas. 
4. Click the  and select the Nature category. Choose a picture to create a border on your canvas.
5. Use the  rolling pin to draw a border.
6. Use the  to type “*Snow White and the Seven Dwarfs Vs. Sleeping Beauty*” at the top of the canvas for your title.
Option: Choose two of your own fairy tales to compare and contrast.
7. Use the  to add text boxes to your venn diagram. In the center section of the Venn Diagram type common items between the two fairy tales. On the left write story elements that are evident in only Snow White. On the right side write story elements that are only evident in Sleeping Beauty.
Note: Be sure to include: setting, characters, plot, problem, resolution
8. Click on the text boxes and use the  color picker to select a different color for each text area.



9.  Print and  Save