













Area and Perimeter Problems

3rd - 4th Grade

1. Launch  Pixie
2. Use the  and draw various polygons on the canvas.
3. Use the  to label the sides with numbers.
4. Write a perimeter equation for each of the problems using the .
5. Click  New .
6. Click the  to write a story problem for perimeter and position in the bottom half of your canvas.
7. Use the  and the  tool to draw a picture in the top half of your canvas.
8. Repeat steps 2-7 to create two slides for area equations and an area story problem.
9.  Save and  Print
10. Extension: Leave the answers off of your problems and switch computers with a friend to practice solving problems. (*with teacher's permission*)